


Thanks for choosing Execulink Telecom for your Internet Access at Canada's Outdoor Farm Show. Below we will walk you through connecting your iOS, Android, or Windows device to the network, common FAQs and troubleshooting tips.

Connecting to Wi-Fi

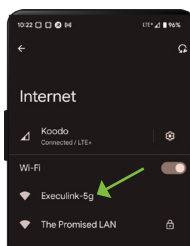
Windows Device (Laptop, tablet)

1. Click "Show hidden icons."
2. Click "Internet access icon."
3. Click on "Execulink-5g" network.
4. Click on "Connect automatically."
5. Click "Connect."



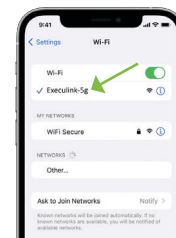
Android Phone

1. Open your device's Settings app.
2. Click "Network & Internet" and then "Internet."
3. Click "Execulink-5g" network.



iOS Phone

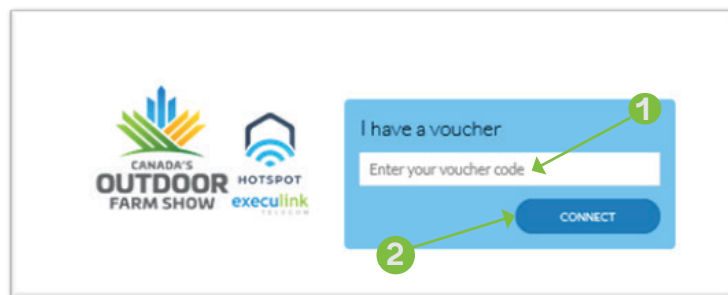
1. From your home screen, go to Settings > Wi-Fi.
2. Turn on Wi-Fi. Your device will automatically search for available Wi-Fi networks.
3. Click "Execulink-5g" network.



Your Internet access is an "Open Network" which means you will not be prompted to enter a password. Rather, when you open your browser, you will be redirected to the Farm Show Vendor Portal to enter your unique vendor voucher.

Farm Show Vendor Portal

1. Enter the vendor voucher code sent to you via email. If you do not know your voucher password, please call 1-888-366-0184 with your company name and lot ID.
2. Click "connect."



Once you click "connect" in the portal, you will be able to use the Wi-Fi service until the event is over!

Please note, each voucher will allow 4 unique devices to connect, each at 5 Mbps.

For onsite support contact us at **1-888-366-0184** or visit us at the **Execulink exhibit inside the FCC Industry Pavilion** adjacent to the large Harvestore Silo. Just look for our banner outside!

Why can't I see the Farm Show Vendor Portal to enter a Voucher Code?

Please first reconnect to the Execulink-5g (or Execulink-2.4g if we've asked you to try this SSID)

- If connected, visit www.golden.net in the device's browser to see if this prompts the Farm Show Vendor Portal.

Why can't I find the Execulink-5g wireless network on my device?

Please confirm your Wi-Fi is turned on, and you can see other Wi-Fi networks. Sometimes it can take your device a few moments to find all the available networks.

- Some devices do not support 5Ghz Wi-Fi, check for (and connect to) the Execulink-2.4g network and try the connectivity process again.
- Reboot your device and wait a few moments for it to discover all available networks.

What speeds should I be getting? Will it be enough for my devices?

Execulink is supplying 5 Mbps Download and 2 Mbps Upload for each device connected. Your speeds can vary depending on some factors such as distance from a Wi-Fi radio, frequency noise, and structural impediments like buildings or equipment. We advise you to visit the Execulink exhibit inside the FCC Industry Pavilion (adjacent to the large Harvestore Silo) if you have concerns with your speed.

The speeds we're providing should accommodate checking emails, virtual meeting participation, general Internet access, and streaming HD video content.

I've connected to the network, but I can't browse!

If you've confirmed you're connected to the network, please try and visit www.golden.net and see if you're able to browse. If you're using a PC, open a Command Prompt window and type "ping www.google.ca" and see if your device successfully pings google. You may also try "nslookup" in the same window.

It says I have an "invalid voucher code" on the Farm Show Vendor Portal.

Please carefully retype your provided code, and ensure you have 4 or less devices connected.

What if I don't have Wi-Fi?

We have some devices we can leverage to provide an ethernet wired handoff to your device. This is a first come, first served solution as we have limited units for this method.

Our team is onsite, ready to provide you with real-time troubleshooting should you need any assistance.

For onsite support contact us at **1-888-366-0184** or visit us at the **Execulink exhibit inside the FCC Industry Pavilion** adjacent to the large Harvestore Silo. Just look for our banner outside!
